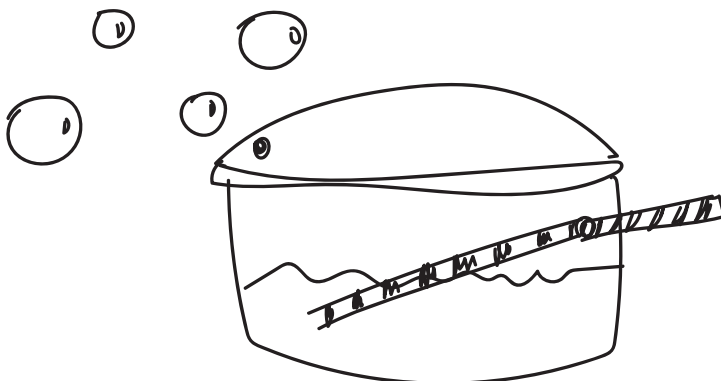



Arts & Crafts

Follow the instructions below to make your own homemade bubble maker!

What You'll Need: empty container with lid, flexible/bendy straw, hole puncher, dish soap, water

1. Take your hole puncher and punch a hole into the lid of your empty container. The hole can be punched anywhere, so long as the hole is past the edge of the lid.
2. Punch a hole into the side of empty container, near the top of the sides -- this is to make sure that the bubble solution you make later will not spill out.
3. Pour dish soap and water into your container. Then, insert the bendy straw through the hole in the side of the container so that the end of it is in the bubble solution you just made. Then, put the lid on the container, with the hole of the lid facing opposite the hole of the container.
4. Now you are ready to blow bubbles! Using the end of the straw that is sticking out of the container, blow into the straw and watch as the bubbles come flying out of the top of your newly made bubble maker!





Arts & Crafts

Learn how to make your own liquid chalk paint to color your sidewalks!

What You'll Need: corn starch, Kool-Aid packs in different colors, warm water, large muffin tin, measuring cup, paint brushes in different sizes, old clothes* to keep from staining!

1. Mix one equal part corn starch to one equal part water in a measuring cup.
2. Keeping mixing the mixture until it gets runny and cloudy. You can use a whisk to help get rid of the large clumps!
3. After setting aside the mixture, pour your Kool-Aid packets into the muffin tin, taking care to keep one color per slot.
4. Then, pour some of the mixture into the slots and mix until all the Kool-Aid is dissolved.
5. Grab your paint brushes, and take your newly made paint outside to decorate your concrete sidewalks and driveways! When the paint dries, it will be really bright and beautiful! Be sure to wear old clothes or protective clothes in order to protect yourself from stains.
6. Don't worry about cleaning up the paint afterwards if you want to create a fresh concrete canvas for yourself - simply spray off the paint with a hose or just wait for a good rainy day to wash it all away!





Arts & Crafts

How many Scout Badges can you earn this summer?



Craftmaster

Color in and cut out when you have finished 5 artistic crafts!



Civics Accordance

Color in and cut out when you have cleaned up without being told to 6 times!



The Giver

Color in and cut out when you performed 5 acts of charity!




Handy Helper

Color in and cut out when you do 10 things to help out around the house!




Health is Wealth

Color in and cut out when you finish doing 5 fitness-related activities!



Human Nature

Color in and cut out when you stayed away from screens for a whole week!



Scholar

Color in and cut out when you finish 2 whole reading logs!



Social Butterfly

Color in and cut out when you spend time with friends and family 5 times!